



# FAMILY DAY SKETCHBOOK ACTIVITY


In this activity, you will create your very own sketchbook! Design your cover with paints and use blank paper to fill up your booklet. Consider taking inspiration from the winter season and the natural landscape around you!


## Materials needed

- Watercolour paper or other thick paper, 1 sheet
- Printer paper, 10-15 sheets
- Watercolours or drawing supplies
- Hole punch
- String
- Scissors
- Paper clip

- 
- 1** Start by creating a concept for your cover design. With a finalized idea in mind, lightly sketch your scene on a sheet of thick paper.

- 
- 2** Select desired painting materials. We recommend watercolour paints, however, this activity can be done with other materials, use what you have!

- 
- 3** Assemble printer paper to fill booklet. Use about 10-15 sheets.

- 
- 4** Ensure your painted cover and blank paper are aligned, then make a hole on each side of the booklet. If helpful, you can use a paperclip to secure the pages in place.







